

SARGENT®

ASSA ABLOY

Alarmed Exit Hardware



Contents

Alarmed Exit Hardware

540/550 Series Exit Alarm	1
5100 Series Alarmed Exit Lock.....	2
5800 & 12-5800 Series Alarmed Exit Devices	3
Functions	4
Accessories	5
Options & Finishes	6
Architectural Specifications, Options & How To Order	7

SARGENT®

ASSA ABLOY

Hardwiring Made Easy®



As part of their promise to provide innovative, fast and effective high security solutions to their customers, ASSA ABLOY Group brands offer ElectroLynx®, a universal quick-connect system that simplifies the electrification of the door opening.

ElectroLynx® is a registered trademark of ASSA ABLOY Inc.

Copyright © 2005, 2007, 2009-2016, Sargent Manufacturing Company, an ASSA ABLOY Group company. All rights reserved. Reproduction in whole or in part without the express written permission of Sargent Manufacturing Company is prohibited.

On The Cover

- SARGENT 5810 Alarmed Exit Hardware

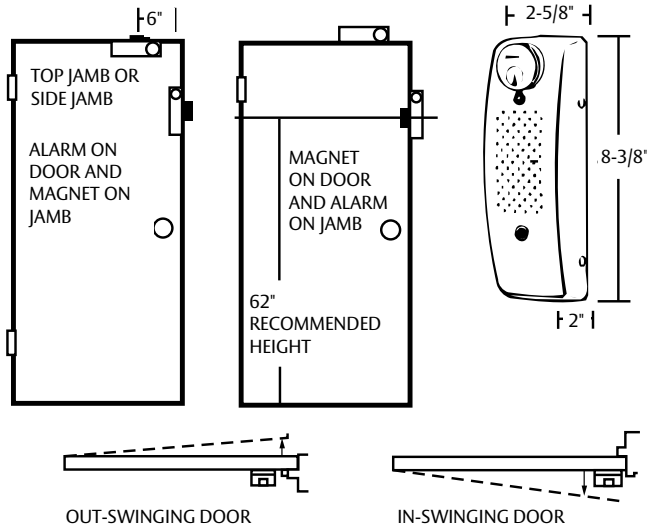
540/550 Series Exit Alarms

Alarmed Exit Hardware

The 540 and 550 Series alarms are equipped with a horn which is activated by unauthorized egress or the removal of the cover. The horn, once activated, will sound for two minutes, then shut off automatically and re-arm itself.



Application Diagrams



Features of 540/550 Alarms

Materials	Cover and base are nonferrous alloys
For Doors	1-3/4" thick standard with a 4" minimum stile width. Furnished with combination screws
Electronics	Modern solid state circuitry, for continuous reliable
Power Source	Battery powered by a 9 volt alkaline-type. Quick disconnect mounting is provided for fast, easy battery maintenance. Current draw is 100 mA
Alarms	A high frequency horn (120 Db) is provided to cover a wide range of hearing sensitivities. Horn is activated by any unauthorized egress or the attempted removal of the cover. The horn, once activated, will sound for two minutes, then shut off and automatically rearm
Outside Cylinder Operation	Units can be armed or disarmed from outside. Order separately as 34 Rim Cylinder
Inside Cylinder Operation	Key inside arms or disarms unit. Turning the key moves the colored arm indicator into view. This indicates the unit is armed. A 41 Mortise Cylinder is provided
Painted Finishes	Aluminum (EN), Bronze (EB), Red (ERD), Brass (EAB)
Plated Finishes	10, 10B, 10BE, 26, 26D

Features of 540 only

Push Button	A push button is provided to determine available battery power
-------------	--

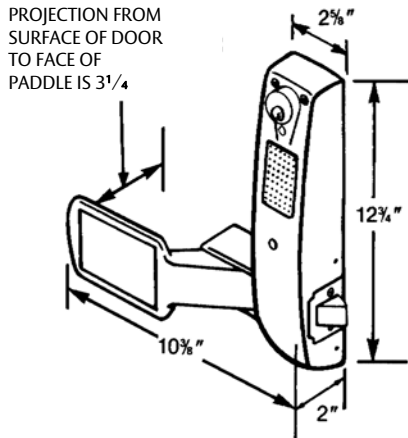
Features of 550 only

Delay Feature	Authorized exit is permitted for approximately 15 seconds after activation without sounding the alarm. The horn, once activated, will sound for two minutes, then shut off and automatically rearm itself. An optional continuous alarm is available on order
Memory LED Light	A red LED alarm light is provided which flashes to make any violation visible. The LED will continue to flash beyond the two minute alarm cycle to indicate where the violation has occurred. The LED light can be turned off only by key operation. Turning key clockwise, then counterclockwise will clear memory LED and rearm unit
Low Battery	The horn will "chirp" on an intermittent alert basis, indicating a low battery power condition. Replace battery

To Order	Specify	Example
540/550 Device	540 or 550 x finish	540 x EN

5100 Series Alarmed Exit Lock

Alarmed Exit Hardware



5100 Series

Features of the 5100 Alarmed Exit Lock

Materials For Doors	Paddle, cover and chassis are nonferrous alloys 1-3/4" thick standard with a 4-1/2" minimum stile width. Furnished with wood and machine screws. Through-bolts and mortise nuts are available on order
Hand	Reversible. Exit alarms are packed right hand reverse bevel (RHRB)
Strike	649
Electronics	Modern, solid state circuitry
Power Source	Battery powered by a 9 volt alkaline-type. Quick disconnect is provided for fast, easy battery maintenance. Current draw is 130 mA
Alarm	Dual frequency pulsating-type horns are provided to cover a wide range of hearing sensitivities. Horns are activated by any unauthorized latchbolt movement or the attempted removal of the cover. Authorized exit is permitted for approximately 15 seconds after activation to permit a person to pass through the door without sounding the alarm. The horns, once activated, will sound for approximately two minutes, then shut off and automatically rearm. An optional continuous alarm is available on order
Memory LED Light	A red LED alarm light is provided which flashes to indicate a violation has occurred. The LED will continue to flash beyond the alarm cycle to indicate where the violation has occurred. The LED light can be turned off only by inside key operation
Low Battery Alert	The horn will "chirp" on an intermittent basis
Latchbolt	Stainless steel. A full 3/4" bolt is monitored by an electronic sensing system.
Cylinder Operation	Key inside arms and disarms unit. The horn will emit a short "chirp" as the colored alarm indicator flag is switched to the ON position. The unit has a 15 second delay feature to allow for exit. Mortise cylinder 41 furnished. The latchbolt can be retracted from the outside only. A 15 second delay feature allows the key holder to enter without be unaffected by the outside cylinder operation. Specify alarm series x 04 function. Rim Cylinder 34 furnished
UL Listed	For Exit Lock
ANSI Standards	5100 conforms to A156.5. Complies with A117.1 for Accessibility Standards
Painted Finishes	EN, EB, EAB, ERD, ED & EP
Plated Finishes	10, 10B, 10BE, 26, 26D

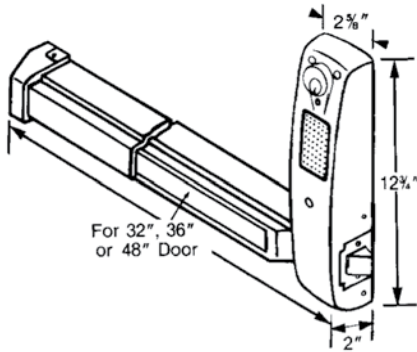
Any retrofit or other field modification to a fire rated opening can potentially impact the fire rating of the opening, and Sargent Manufacturing Company makes no representations or warranties concerning what such impact may be in any specific situation. When retrofitting any portion of an existing fire rated opening, or specifying and installing a new fire-rated opening, please consult with a code specialist or local code official (Authority Having Jurisdiction) to ensure compliance with all applicable codes and ratings.

Copyright © 2005, 2007, 2009-2016, Sargent Manufacturing Company, an ASSA ABLOY Group company. All rights reserved. Reproduction in whole or in part without the express written permission of Sargent Manufacturing Company is prohibited.

90132-G 5/09/16

5800 & 12-5800 Series Alarmed Exit Devices

Alarmed Exit Hardware



5800 Series

Features of 5800 & 12-5800


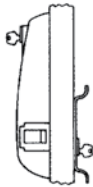
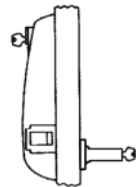
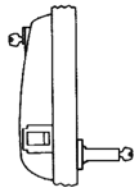
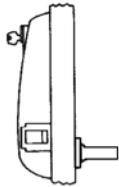
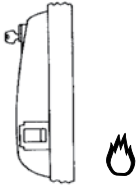
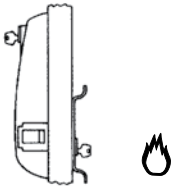
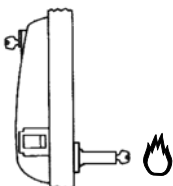
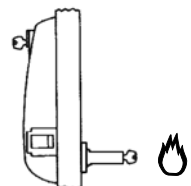
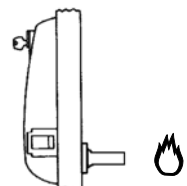
















Materials For Doors	Touch bar assembly (5800 & 12-5800) is rolled steel. Cover and chassis are nonferrous alloys 1-3/4" thick standard with a 4-1/2" minimum stile width. Furnished with wood and machine screws. Through-bolts and mortise nuts are available on order
Touch Bar	Specify "E" for 24"-32" doors, "F" for 33"-36" doors, or "G" for 37"-48" wide doors. The 5800 Series furnished with lock down feature. The 12-5800 Series furnished less lock down feature
Hand	Reversible. Exit alarms are packed right hand reverse bevel (RHRB)
Strike	649 strike supplied standard for panic and fire rated
Electronics	Modern, solid state circuitry
Power Source	Battery powered by a 9 volt alkaline-type. Quick disconnect is provided for fast, easy battery maintenance. Current draw is 130 mA
Alarm	Dual frequency pulsating-type horns are provided to cover a wide range of hearing sensitivities. Horns are activated by any unauthorized latchbolt movement or the attempted removal of the cover. A 15 second delay feature allows the alarm to be activated while the door is open permitting a person to pass through the door without sounding the alarm. The horns, once activated, will sound for approximately two minutes, then shut off and automatically rearm. An optional continuous alarm is available on order
Memory LED Light	A red LED alarm light is provided which flashes to indicate a violation has occurred. The LED will continue to flash beyond the alarm cycle to indicate where the violation has occurred. The LED light can be turned off only by inside key operation
Low Battery Alert	The horn will "chirp" on an intermittent basis
Latchbolt	Stainless steel. A full 3/4" bolt is monitored by an electronic sensing system
Cylinder Operation	Key inside arms and disarms unit. The horn will emit a short "chirp" as the colored alarm indicator flag is switched to the ON position. The unit has a 15 second delay feature to allow for exit. Mortise cylinder 41 furnished. The latchbolt can be retracted from the outside only. A 15 second delay feature allows the key holder to enter without the alarm being sounded. If a violation has occurred, the LED alarm light will be unaffected by the outside cylinder operation. Specify alarm series x 04 function. Rim Cylinder 34 furnished
UL Listed	UL listed for Panic & 12-5800 UL Listed for Panic and Fire Exit Hardware
ANSI Standards	5800/12-5800 conform to A156.3 and comply with A117.1 for Accessibility Standards
Painted Finishes	EN, EB, EAB, ERD, ED, EP
Plated Finishes	10, 10B, 10BE, 32, 32D

Any retrofit or other field modification to a fire rated opening can potentially impact the fire rating of the opening, and Sargent Manufacturing Company makes no representations or warranties concerning what such impact may be in any specific situation. When retrofitting any portion of an existing fire rated opening, or specifying and installing a new fire-rated opening, please consult with a code specialist or local code official (Authority Having Jurisdiction) to ensure compliance with all applicable codes and ratings.

Functions

Alarmed Exit Hardware

Functions marked by  symbol are available as Fire Exit Hardware.

	10 Exit only. No Outside operation.	04 Key retracts latchbolt. Activating key will cause unit to enter 15 second delay mode.	06 Key unlocks lever, lever retracts bolt, lever is locked when key is removed. Key causes unit to enter 15 second delay mode.	13 Key locks or unlocks lever. Activating lever will cause unit to enter 15 second delay mode.	15 Similar to 13 with no outside cylinder, lever always operative. Rotating lever will sound alarm.
Functions available for 5100					
Functions available for 5800 & 12-5800					
Trims available for both 5100, 5800 & 12-5800	 28-D-LL   810-GTB  802-GTB	 28-K-LL   814-GTB	 28-N-LL   814-GTB	 28-C-LL   814-GTB	 28-L-LL   814-GTB

Copyright © 2005-2007, 2009-2016, Sargent Manufacturing Company, an ASSA ABLOY Group company. All rights reserved. Reproduction in whole or in part without the express written permission of Sargent Manufacturing Company is prohibited.

To cover a 161 cutout (Pull) 810-GTB, (Cover plate) 802-GTB or (Pull with cylinder cutout) 814-GTB may be used. This trim is furnished with 3 mortise nuts and screws for 1-3/4" doors.
To order specify trim x finish
Example: 814-GTB x EN



814-GTB



810-GTB



802-GTB

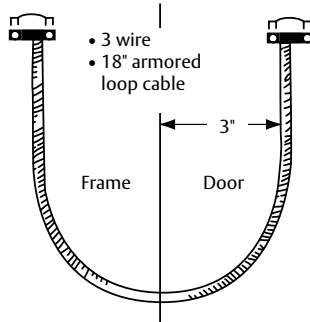
Accessories

Alarmed Exit Hardware

Accessories

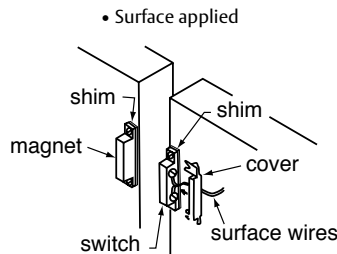
3261 Armored Door Loop

Order as a 3261



3285 Door Status Switch

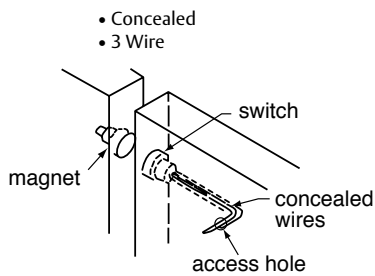
Order as a 3285



- Not available for 540 Alarms

3287 Door Status Switch

Order as a 3287



- Not available for 540 Alarms

3267 9VDC Power Supply



The 3267 provides filtered and regulated 9 VDC, 700 mA remote power for Profile Series locks and alarmed exit hardware products (550, 5100, 5800, 12-5800, AL-80 Series)

- Can supply power to: 2 Profile Series locks; 6 Alarmed Exit devices (550, 5100, 5800 or 12-5800); or 10 AL-80 Series devices
- Can be used with all options (91-, 92-, 93-, 94- options)
- Outside dimension: 6" x 8" x 3"
- Voltage: 9VDC 700 mA output – 120VAC Input
- UL / cUL Listed, Class II
- Optional 12 VDC Gel Cell battery allows for continuous operation in event of a power failure
- Includes: Plug-In wall transformer (52-0255) and (52-0258) 12' (3.6m) of shielded wire for connection between power transfer and power supply

* Recommended for new opening. Retrofit application may require surface mount wire mold and transfer loop by others.

Replacement Parts for 3267 9VDC Power Supply

52-0255 Plug-In Wall Transformer

- Output 16.5 VAC, 2.4 Amps
- UL/cUL Listed
- Provides input power to Model 3267 Remote Power supply module

52-0258 Remote Power

- Cable Assembly-Power Supply to Power Transfer
- 12' (3.6m) shielded cable from the power to the power supply

52-2498 Remote Power

- 9 VDC, 700 mA Power Supply circuit board
- Replacement circuit board assembly

52-0256 Gel Cell Battery

- Optional for 3267 Remote Power supply
- Provides for continuous operation of Profile Series and Alarmed Exit devices in the event of a power failure
- 12 VDC 1.2 A/Hr rating
- 10,000 cycles typical in the event of power failure

Options & Finishes

Alarmed Exit Hardware

Options

12	Fire Exit Hardware (available for 5800 only)	12-5810
91	Remote Power (N/A for 540)	91-5104
92	Remote Monitoring (N/A for 540)	92-550
93	Continuous Alarm (N/A for 540)	93-5110
94	Automatic Rearming (N/A for 540)	94-5813

Option Descriptions

Remote Power (91-Option)

The 5100, 5800, 12-5800 Alarmed Exit Hardware and the 550 Exit Alarms are available for use with external power.

- Units furnished pre-wired with 8 foot leads and instructions for installation
- Can be used in conjunction with a 9VDC Hard Wired Power Supply (3267) or by other remote 9 volt power source

Remote Monitoring (92-Option)

The 550, 5800 and 12-5800 are available with remote monitoring.

- Units furnished pre-wired with 8 foot leads and instructions for installation
- Closed loop circuitry provides optimum security
- Monitors alarm status

Continuous Alarm (93-Option)

The 550, 5100, 5800 and 12-5800 are available with a continuous alarm.

- Horns sound continuously once unit enters alarm mode
- Only disarming by key will silence the alarm
- Remote power recommended

Automatic Rearming (94-Option)

The 550, 5100, 5800 and 12-5800 equipped with spring loaded on/off switch.

- Switch returns to "on" position after removal of key
- Alarm always on
- Can be added in the field (Order part 32-7097)

Finishes

Symbol	Description
ED	Polyester Powder coated to match US20D
EN	Polyester Powder coated to match US28
EB	Polyester Powder coated to match US10B
ERD	Polyester Powder coated – Red
EAB	Polyester Powder coated to match US3
10	Dull Bronze
10B	Oxidized Dull Bronze, oil rubbed
10BE	Dark oxidized satin bronze, equivalent
26	Bright Chrome
26D	Dull Chrome
32	Bright Stainless Steel (Rail Assemblies)
32D	Dull Stainless Steel (Rail Assemblies)

Copyright © 2005, 2007, 2009-2016, Sargent Manufacturing Company, an ASSA ABLOY Group company. All rights reserved. Reproduction in whole or in part without the express written permission of Sargent Manufacturing Company is prohibited.

Hardwiring Made Easy®



Specifications, Architectural Options & How to Order

Alarmed Exit Hardware

SARGENT®

ASSA ABLOY

Suggested Architectural Specifications

1. All alarms to be 9 volt battery powered
2. Devices to be equipped with piercing audible alarm signal
3. Forcing latchbolt will sound alarm
4. All devices to possess solid state electronics
5. All devices to be non-handed or reversible
6. Removing cover will sound alarm

Option Descriptions and Availability

10-	Signature System
11-	SARGENT XC Key System
12-	UL Fire Label Exit Devices (5800 Only)
21-	Construction Keying Conventional, XC and Signature Series
22-	Construction Keying Conventional Cylinders (Existing Systems Only)
36-	6 Lobe security head screws
37-	Spanner head screws
82-	Keso Security Cylinder
91-	Remote Power - Not Available on 540 (Requires 3263 Power Supply)
92-	Remote Monitoring - Not Available on 540
93-	Continuous Alarm - Not Available on 540
94-	Automatic Re-Arm - Not Available on 540
BR-	Bump Resistant Cylinder (Available with Conventional & XC Cylinders Only)
SC-	Schlage C Keyway cylinder, 0-bitted
SE-	Schlage E Keyway cylinder, 0-bitted
TB-	Through Bolts
- All Alarmed Exit Hardware includes a cylinders where applicable.	

How to Order 540/550 Alarms

36-Options	550 Series	EN
		Trim
36-	540	EN, EB, EAB, ERD, ED, EP, 10, 10B, 26, & 26D
37-	550	
91-*		
92-*		
93-*		
94-*		

* Not available with 5400

How to Order 5100/5800 Alarms (Trim sold separately)

36-Options	51 Series	13 Function	EN
			Finish
Listed on this page	51	04	EN, EB, EAB, ERD, ED, EP, 10, 10B, 10BE, 26*, 26D*, 32** & 32D**
	58	10	
		13	
		15	

* Available for 5100 Series Only

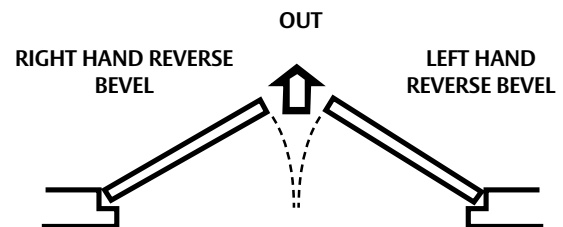
** Available for 5800 Series Only

How to order Trim for 5100 & 5800 Exit Devices (Alarm Sold Separately)

Example:

11-Options	28-C-LL		26D	
Options	Available Trim & Function Designation		Available Finishes	
Listed on this page	Lever & Rose Trim		Lever & Rose Finishes	
	28-K-LL (04 Function)	28-C-LL (13 Function)	10	10B
	28-N-LL (06 Function)	28-L-LL (15 Function)	10BE	26
	28-D-LL (10 Function)		26D	
	GTB Trims & Pulls		GTB Finishes	
	814-GTB (04 Function)		EN	EB
	802-GTB (10 Function) Exit Only		ED	EP
810-GTB (10 Function) Pull		EAB	ERD	

HANDING CHART



Copyright © 2005, 2007, 2009-2016, Sargent Manufacturing Company, an ASSA ABLOY Group company. All rights reserved. Reproduction in whole or in part without the express written permission of Sargent Manufacturing Company is prohibited.

SARGENT Manufacturing Company
100 Sargent Drive
New Haven, CT 06511 USA
800-727-5477
www.sargentlock.com

ASSA ABLOY is the global
leader in door opening solutions,
dedicated to satisfying
end-user needs for security,
safety and convenience